

Blok Desk in Solid Surface

With a contemporary, minimal aesthetic, the clean lines and right angles of the **Blok** range of reception desks are specified for office and reception spaces of all sizes from a selection of modular components which are installed as one seamless, highly finished piece. As with all of our solid surface reception desks, Blok desks can be personalised with bespoke translucent graphics.

Key features

Modular on specification, seamless on installation

Easy to specify modular components

Three height options of 30", 37.5" and 43.5" as standard

CAD and BIM files available

Translucent branding, sign-in platform and storage units available as options

Reception desks can be handed to the left or right

DDA modules available

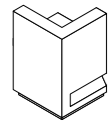
LED light trough and cable management included as standard

Various colour options available

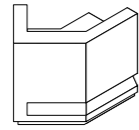
Available in 6-8 weeks (UK), 10-12 weeks (US)



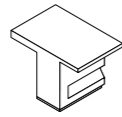
**Blok Desk in Solid Surface
Modules**



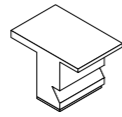
BD01
Left End
W31.5
D34.5
H30/37.5/43.5"



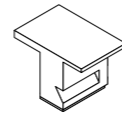
BD02
Left End Angle 45°
W34.5
D34.5
H30/37.5/43.5"



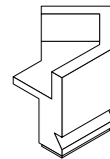
BD03
Left End DDA
W31.5
D46.25
H30"



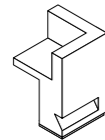
BD04
Straight DDA
W31.5
D46.25
H30"



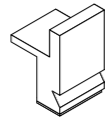
BD05
Right End DDA
W31.5
D46.25
H30"



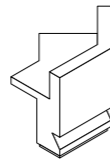
BD06
Right End Angle 45°
W34.5
D34.5
H30/37.5/43.5"



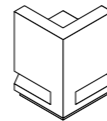
BD07
Right End
W31.5
D34.5
H30/37.5/43.5"



BD08
Straight
W31.5
D34.5
H30/37.5/43.5"

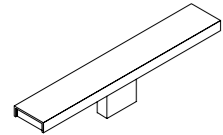


BD09
Angle 45°
W34.5
D34.5
H30/37.5/43.5"



BD10
Angle 90°
W34.5
D34.5
H30/37.5/43.5"

Accessories



Blok
Sign-in platform/light
Powder coated aluminium
W60
D10
H13.75"



TB
Translucent branding
W31.5
H8"
(recommended dimensions)



LS
LED skirting



DU
Drawer unit
W15.75
D10/20.5
H27.5"



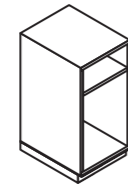
BBF
Drawer unit
W16
D19
H27.5"



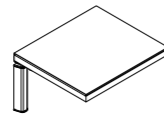
CU
Cupboard unit
W15.75
D10/20.5
H27.5"



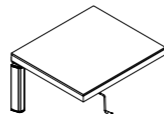
BU
Trash bin unit
W16
D19
H27.5"



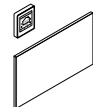
PU
Printer unit
W16
D19
H27.5"




Electric sit-stand desk
H25.5-37.5"
D23.5-118"



Manual sit-stand desk
H25.5-37.5"
D23.5-118"



Infrared heating panel



Surface Power

Illustrations above relate to the product at 37.5" height.



Blok Desk in Solid Surface Configurations



Configuration 1

W63
D34.5
H30/37.5/43.5"



Configuration 2

W94.5
D34.5/46.25
H30/37.5/43.5"



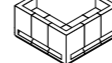
Configuration 3

W94.5
D34.5
H30/37.5/43.5"



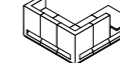
Configuration 10

W97.5/97.5
D34.5
H30/37.5/43.5"



Configuration 11

W97.5/97.5
D34.5/46.25
H30/37.5/43.5"



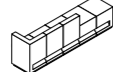
Configuration 4

W126
D34.5/46.25
H30/37.5/43.5"



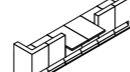
Configuration 5

W157.5
D34.5/46.25
H30/37.5/43.5"



Configuration 6

W189
D34.5/46.25
H30/37.5/43.5"



Configuration 7

W107.5
D34.5/46.25
H30/37.5/43.5"



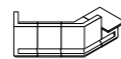
Configuration 8

W62.75/62.75
D34.5
H30/37.5/43.5"




Configuration 9

W94.5/62.75
D34.5/46.25
H30/37.5/43.5"



Blok Palette Curation

Solid Surface Colour Palette



Snow
S001




Ivory
S002




Bone
S003



Cloud
S004




Dove
S005



Smoke
S006



Black
S007




Concrete
S008




Marble
S009




Light Terrazzo
S010



Dark Terrazzo
S011



Grey Terrazzo
S012



Maui
S013

Illustrations above relate to the product at 37.5" height.

Alternative colours are available on request. For a full list of colour options please download our colour chart. The printed representation of colours may vary from actual samples. Always request actual samples before ordering.