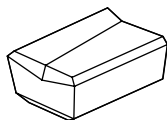
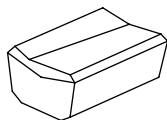


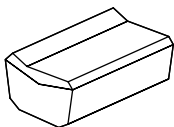
# Fold Seating Modules



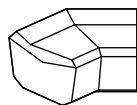
**FS01**  
Left End  
W31.50  
D21.25  
H17.50"



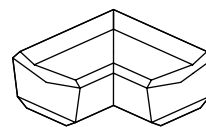
**FS02**  
Right End  
W31.50  
D21.25  
H17.50"



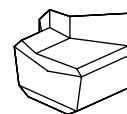
**FS03**  
Straight  
W31.50  
D21.25  
H17.50"



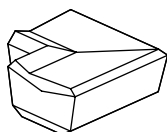
**FS04**  
Interior Angle 45  
W32.50/28.50  
D21.25  
H17.50"



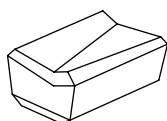
**FS05**  
Interior Angle 90  
W31.50/31.50  
D21.25  
H17.50"



**FS06**  
Exterior Angle 45  
W32.50/28.50  
D21.25  
H17.50"



**FS07**  
Exterior Angle 90  
W31.50/31.50  
D21.25  
H17.50"



**FS08**  
Crossover  
W31.50  
D21.25  
H17.50"

Dimensions relate to the footprint of the product.

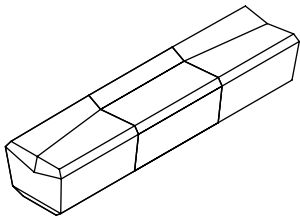
**Website:** [www.isomi.com](http://www.isomi.com)

**Email:** [info@isomi.com](mailto:info@isomi.com)

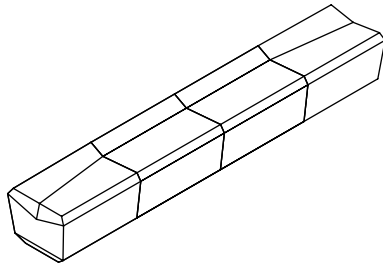
**North West Office:** +44 (0)161 903 9797

**London Showoom:** +44 (0)20 7388 8599

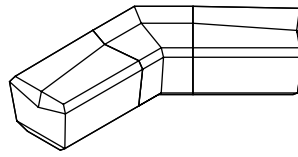
# Fold Seating Configurations



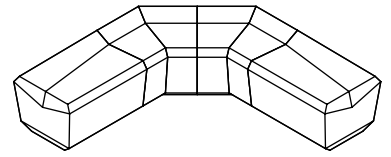
**1**  
W94.50  
D21.25  
H17.50"



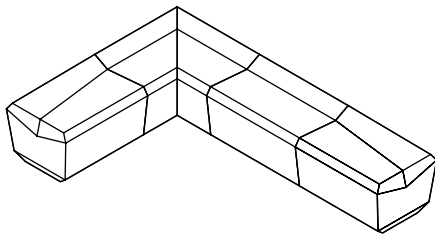
**2**  
W126  
D21.25  
H17.50"



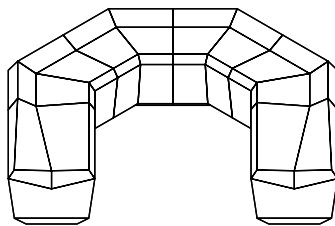
**3**  
W86.25/50.75  
D21.25  
H17.50"



**4**  
W109.50/50.75  
D21.25  
H17.50"



**5**  
W94.50/63  
D21.25  
H17.50"



**6**  
W92/77.50  
D21.25  
H17.50"

Dimensions relate to the footprint of the product.

**Website:** [www.isomi.com](http://www.isomi.com)  
**Email:** [info@isomi.com](mailto:info@isomi.com)

**North West Office:** +44 (0)161 903 9797  
**London Showoom:** +44 (0)20 7388 8599