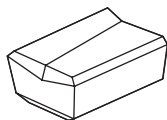
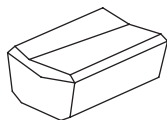


# Fold Seating Modules

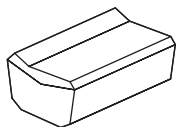
**isomi**<sup>®</sup>



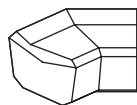
**FS01**  
Left End  
W800  
D535  
H440 mm



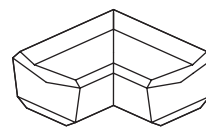
**FS02**  
Right End  
W800  
D535  
H440 mm



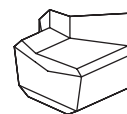
**FS03**  
Straight  
W800  
D535  
H440 mm



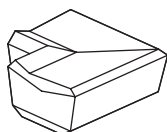
**FS04**  
Interior Angle 45  
W825/720  
D535  
H440 mm



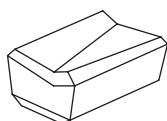
**FS05**  
Interior Angle 90  
W800/800  
D535  
H440 mm



**FS06**  
Exterior Angle 45  
W825/720  
D535  
H440 mm



**FS07**  
Exterior Angle 90  
W800/800  
D535  
H440 mm



**FS08**  
Crossover  
W800  
D535  
H440 mm

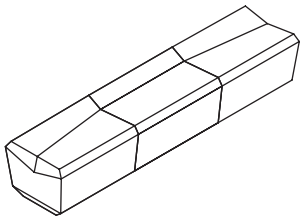
Dimensions relate to the footprint of the product.

**Website:** [www.isomi.com](http://www.isomi.com)  
**Email:** [info@isomi.com](mailto:info@isomi.com)

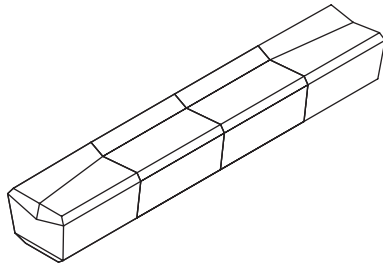
**North West Office:** +44 (0)161 903 9797  
**London Showoom:** +44 (0)20 7388 8599

# Fold Seating Configurations

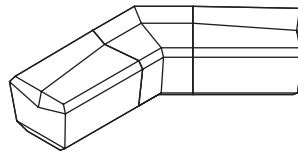
**isomi**<sup>®</sup>



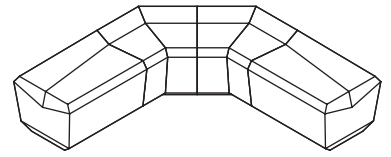
**1**  
W2400  
D535  
H440 mm



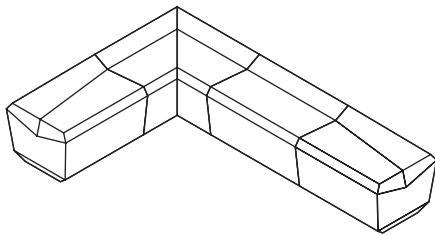
**2**  
W3200  
D535  
H440 mm



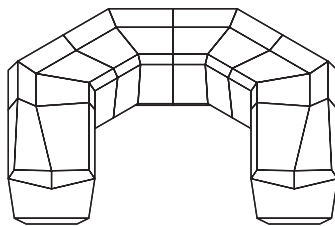
**3**  
W2190/1286  
D535  
H440 mm



**4**  
W2780/1286  
D535  
H440 mm



**5**  
W2400/1600  
D535  
H440 mm



**6**  
W2332/1966  
D535  
H440 mm

Dimensions relate to the footprint of the product.

**Website:** [www.isomi.com](http://www.isomi.com)  
**Email:** [info@isomi.com](mailto:info@isomi.com)

**North West Office:** +44 (0)161 903 9797  
**London Showoom:** +44 (0)20 7388 8599