

Join Table in Wood

Paired back with a refined aesthetic, the award-winning **Join** Table in Wood contrasts natural and industrial materials, balancing rich tones and textures.

Available in oak, ash and walnut tabletops and various steel powder coatings, Join Table can be customised to suit a range of spatial requirements.

Key features

Easy to specify modular components

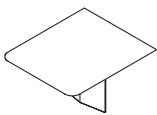
Available with a stone or timber tabletop with hot rolled steel or powder coated legs.

Cable management included as standard

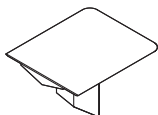
Available in 6-8 weeks (UK), 12-14 weeks (US)



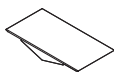
Join Table Modules



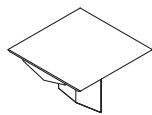
JT01
Left End
W1400
D1000/1200
H750mm



JT02
Right End
W1400
D1000/1200
H750mm

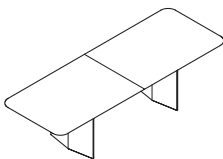


JT03
600 straight
W600
D1000/1200
H750mm

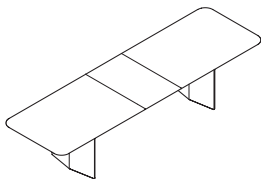


JT04
1400 straight
W1400
D1000/1200
H750mm

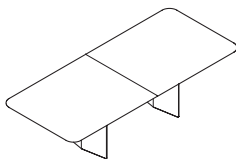
Join Table Configurations



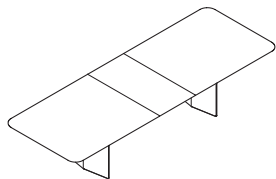
Configuration 1
W2800
D1000
H750mm



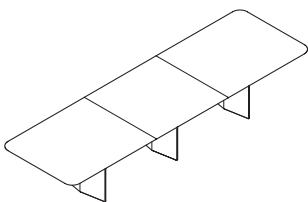
Configuration 2
W3400
D1000
H750mm



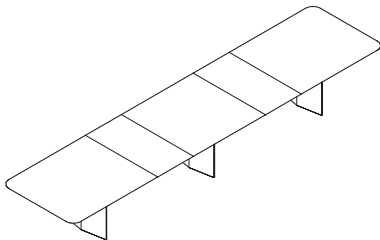
Configuration 3
W2800
D1200
H750mm



Configuration 4
W3400
D1200
H750mm



Configuration 5
W4200
D1200
H750mm



Configuration 6
W5400
D1200
H750mm

Join Palette Curation

Table tops are available in oak, ash and walnut.

Legs are available in hot rolled steel or powder coated steel.

Wood



Oak
W001



Ash
W002



Walnut
W003